




School Week Schedule **Survey Results**

Respondents:

Total: 6,726

- Parents: 34.58%
- Teachers: 43.98%
- Administrators: 4.71%
- Support Staff: 9.56%
- Substitute Teachers: 0.70%
- Other: 6.47%



School Week Schedule **Survey Results**

The first set of questions is answered by parents & teachers/school staff whose schools are on a 4-day school week schedule.
The second set of questions is answered by parents & teachers/school staff whose schools are on a 5-day school week schedule.

Summaries:

4-Day Week Schedule Summary • Page 3

5-Day Week Schedule Summary • Page 4

4-Day Week Schedule Questions:

Parent: Satisfaction • Page 5

Teacher/School Staff: Satisfaction • Page 6

Parent: Impact • Page 7

Teacher/School Staff: Impact • Page 8

Parent: Categories • Page 9

Teacher/School Staff: Categories • Page 10

5-Day Week Schedule Questions:

Parent: Satisfaction • Page 11

Teacher/School Staff: Satisfaction • Page 12

Parent: Impact • Page 13

Teacher/School Staff: Impact • Page 14

Parent: Categories • Page 15

Teacher/School Staff: Categories • Page 16

4-Day Schedule Results | Summary

- **83.61%** of parents are “**very satisfied**” with the 4-day schedule.
- **88.95%** of teachers/school staff are “**very satisfied**” with the 4-day schedule.
- **75.15%** of parents feel the 4-day schedule has a “**very positive**” impact on their children.
- **63.82%** of parents **supported** the decision to change to a 4-day schedule.
- **69.29%** of teachers/school staff feel the 4-day schedule has a “**very positive**” impact on their students and/or school.
- **73.55%** of teachers/school staff **supported** the decision to change to a 4-day schedule.

4-Day Parents | Top 3 Categories (Positive)

- **Student’s doctor appointments & errands: 89.61%**
 - **Family time: 83.21%**
 - **Student’s attendance: 80.21%**

4-Day Parents | Top 3 Categories (Negative)

- **Cost of childcare: 24.32%**
- **Student’s nutritional needs: 13.66%**
- **Work/school schedule issues: 10.46%**

4-Day Teachers/School Staff | Top 3 Categories (Positive)

- **Student’s doctor appointments & errands: 91.63%**
 - **Students’ attendance: 86.36%**
 - **Students’ overall attitude: 85.74%**

4-Day Teachers/School Staff | Top 3 Categories (Negative)

- **Cost of childcare: 39.57%**
- **Students’ nutritional needs: 32.33%**
- **Students’ supervision: 10.54%**

5-Day Schedule Results | Summary

- **30.13%** of parents are “**very satisfied**” with the 5-day schedule.
- **34.71%** of teachers/school staff are “**satisfied**” with the 5-day schedule.
- **35.02%** of parents feel the 4-day schedule would have a “**very positive**” impact on their children.
- **63.52%** of parents **would support** the decision to change to a 4-day schedule.
- **29.72%** of teachers/school staff feel the 4-day schedule has a “**positive**” impact on their students and/or school.
- **67.59%** of teachers/school staff **would support** the decision to change to a 4-day schedule.

5-Day Parents | Top 3 Categories (Positive)

- **Student’s doctor appointments & errands: 75.90%**
 - **Family time: 63.52%**
 - **Student’s overall attitude: 58.14%**

5-Day Parents | Top 3 Categories (Negative)

- **Cost of childcare: 48.70%**
- **Student’s nutritional needs: 36.81%**
- **Student’s supervision: 35.18%**

5-Day Teachers/School Staff | Top 3 Categories (Positive)

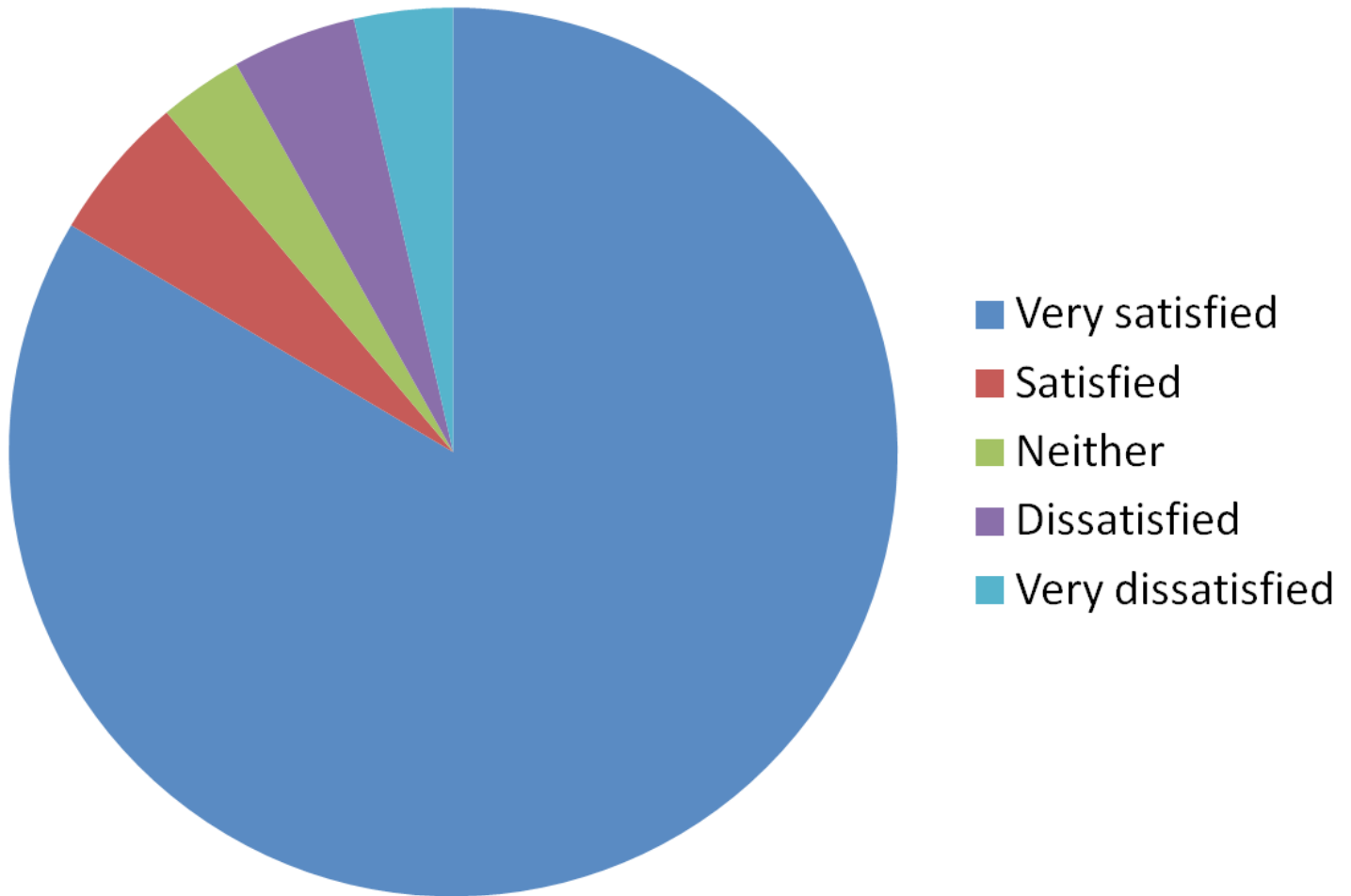
- **Students’ doctor appointments & errands: 82.02%**
 - **Students’ attendance: 71.00%**
 - **Students’ overall attitude: 64.48%**

5-Day Teachers/School Staff | Top 3 Categories (Negative)

- **Students’ nutritional needs: 72.15%**
 - **Cost of childcare: 66.73%**
 - **Students’ supervision: 49.47%**

Parent Satisfaction: 4-Day Week Schedule

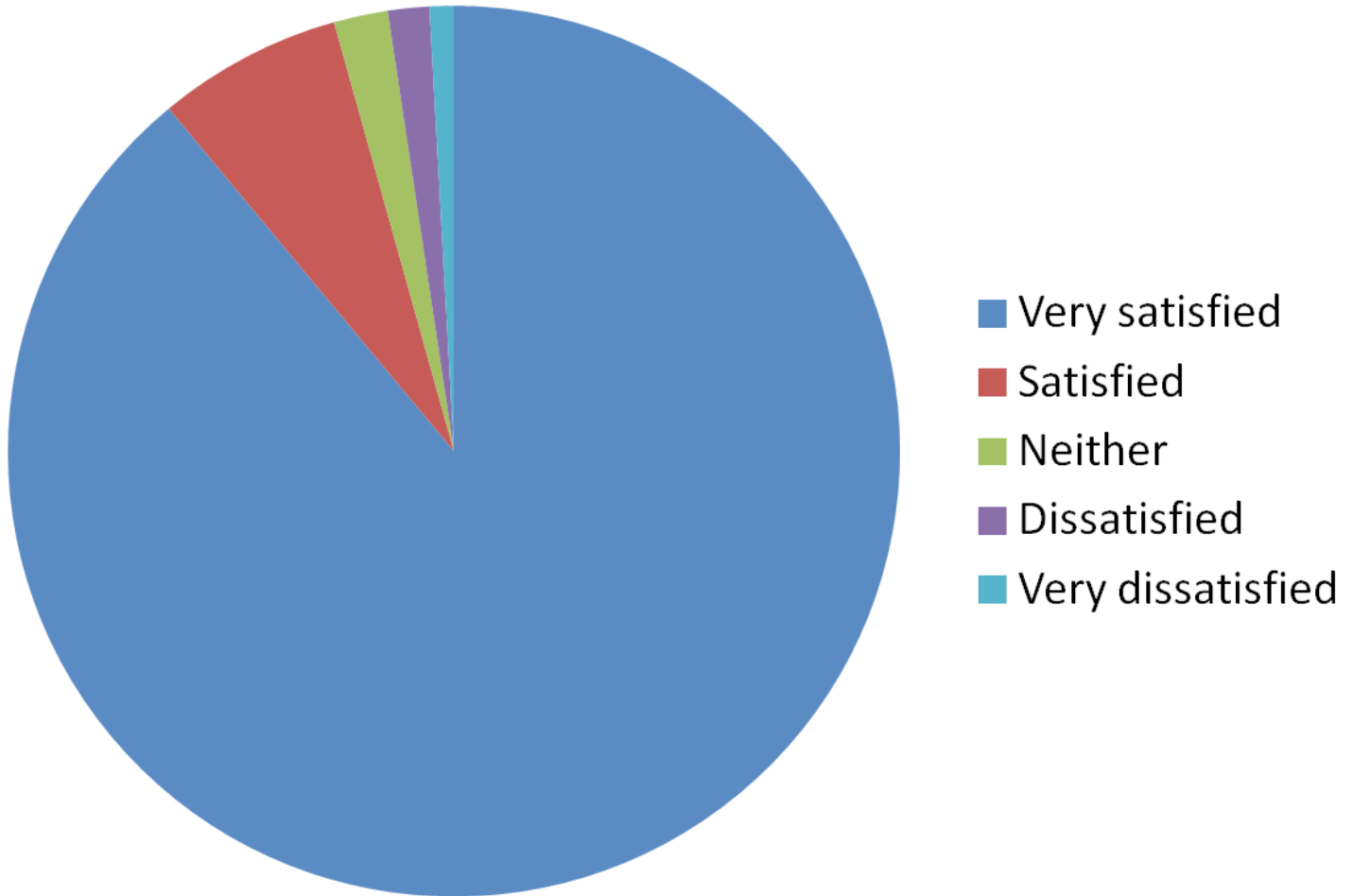
1,501 respondents - 4-day schedule



- **83.61%** of parents are **“very satisfied”** with the 4-day schedule.
- **5.40%** of parents are **“satisfied”** with the 4-day schedule.
- **2.86%** of parents are **“neither satisfied nor dissatisfied”** with the 4-day schedule.
- **4.53%** of parents are **“dissatisfied”** with the 4-day schedule.
- **3.60%** of parents are **“very dissatisfied”** with the 4-day schedule.

Teacher/School Staff Satisfaction: 4-Day Week Schedule

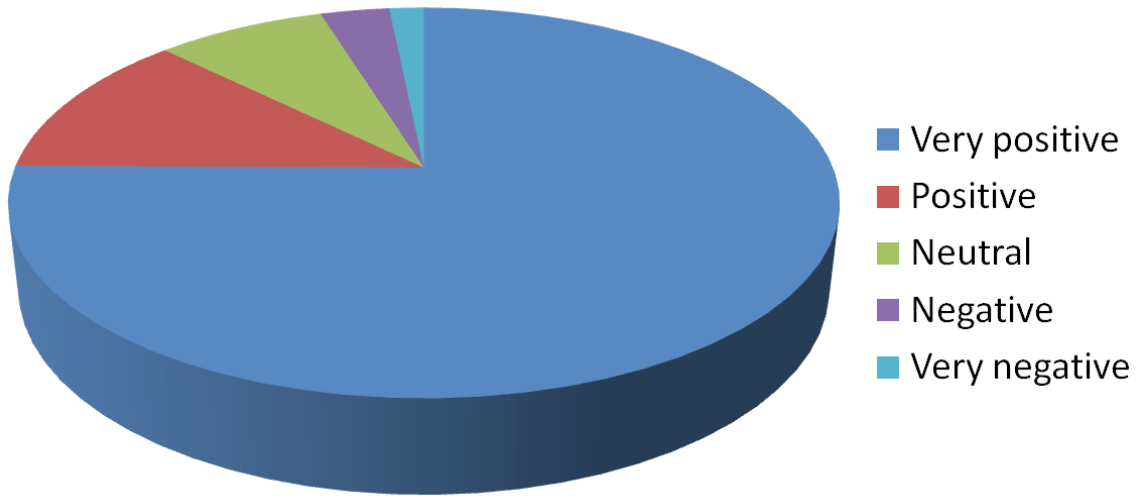
1,936 respondents - 4-day schedule



- **88.95%** of teachers/school staff are **“very satisfied”** with the 4-day schedule.
- **6.71%** of teachers/school staff are **“satisfied”** with the 4-day schedule.
- **1.96%** of teachers/school staff are **“neither satisfied nor dissatisfied”** with the 4-day schedule.
- **1.50%** of teachers/school staff are **“dissatisfied”** with the 4-day schedule.
- **0.88%** of teachers/school staff are **“very dissatisfied”** with the 4-day schedule.

Parent: 4-Day Week Impact

1,501 respondents - 4-day schedule

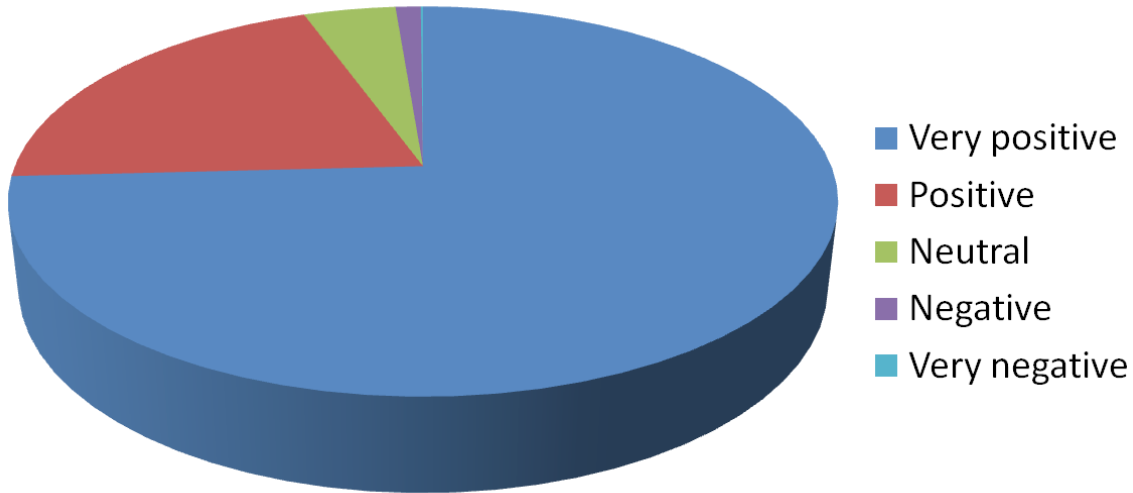


- **75.15%** of parents feel the 4-day schedule has a **“very positive”** impact on their children.
- **12.19%** of parents feel the 4-day schedule has a **“positive”** impact on their children.
- **7.86%** of parents feel the 4-day schedule has a **“neutral”** impact on their children.
- **3.20%** of parents feel the 4-day schedule has a **“negative”** impact on their children.
- **1.60%** of parents feel the 4-day schedule has a **“very negative”** impact on their children.

- **63.82%** of parents **supported** the decision to change to a 4-day schedule.
- **17.65%** of parents **did not support** the decision to change to a 4-day schedule.
- **18.52%** of parents were **neutral**.

Teachers/School Staff: 4-Day Week Impact

1,936 respondents - 4-day schedule



- **69.29%** of teachers/school staff feel the 4-day schedule has a **“very positive”** impact on their students and/or school.
- **18.95%** of teachers/school staff feel the 4-day schedule has a **“positive”** impact on their students and/or school.
- **3.99%** of teachers/school staff feel the 4-day schedule has a **“neutral”** impact on their students and/or school.
- **1.09%** of teachers/school staff feel the 4-day schedule has a **“negative”** impact on their students and/or school.
- **0.10%** of teachers/school staff feel the 4-day schedule has a **“very negative”** impact of their students and/or school.

- **73.55%** of teachers/school staff **supported** the decision to change to a 4-day schedule.
- **8.57%** of teachers/school staff **did not support** the decision to change to a 4-day schedule.
- **17.87%** of teachers/school staff were **neutral**.

Parents: Categories (Positive/Negative)

1,501 respondents - 4-day schedule

Parents were asked to check all categories they feel the 4-day schedule has **POSITIVELY** impacted. These are the results:

- Student's doctor appointments & errands: 89.61%
- Family time: 83.21%
- Student's attendance: 80.21%
- Student's overall attitude: 79.68%
- Student's ability to complete homework: 69.75%
- Student's performance/grades: 69.02%
- Student's attention span: 68.89%
- Personal time: 65.89%
- Student's extracurricular activities: 64.56%
- Work/school schedule issues: 55.90%
- Academic quality: 55.03%
- Student's discipline: 42.11%
- Student's supervision: 35.44%
- Student's safety: 32.91%
- Student's nutritional needs: 27.65%
- Cost of childcare: 14.59%

Parents were asked to check all categories they feel the 4-day schedule has **NEGATIVELY** impacted. These are the results:

- Cost of childcare: 24.32%
- Student's nutritional needs: 13.66%
- Work/school schedule issues: 10.46%
- Student's supervision: 8.19%
- Student's attention span: 7.26%
- Student's ability to complete homework: 6.73%
- Academic quality: 6.73%
- Student's extracurricular activities: 6.20%
- Student's performance/grades: 5.93%
- Student's overall attitude: 4.40%
- Student's discipline: 4.26%
- Personal time: 4.06%
- Student's safety: 3.86%
- Family time: 2.66%
- Student's attendance: 2.40%
- Student's doctor appointments & errands: 2.27%

Teachers/School Staff: Categories (Positive/Negative)

1,936 respondents - 4-day week

Teachers/school staff were asked to check all categories they feel the 4-day schedule has **POSITIVELY** impacted. These are the results:

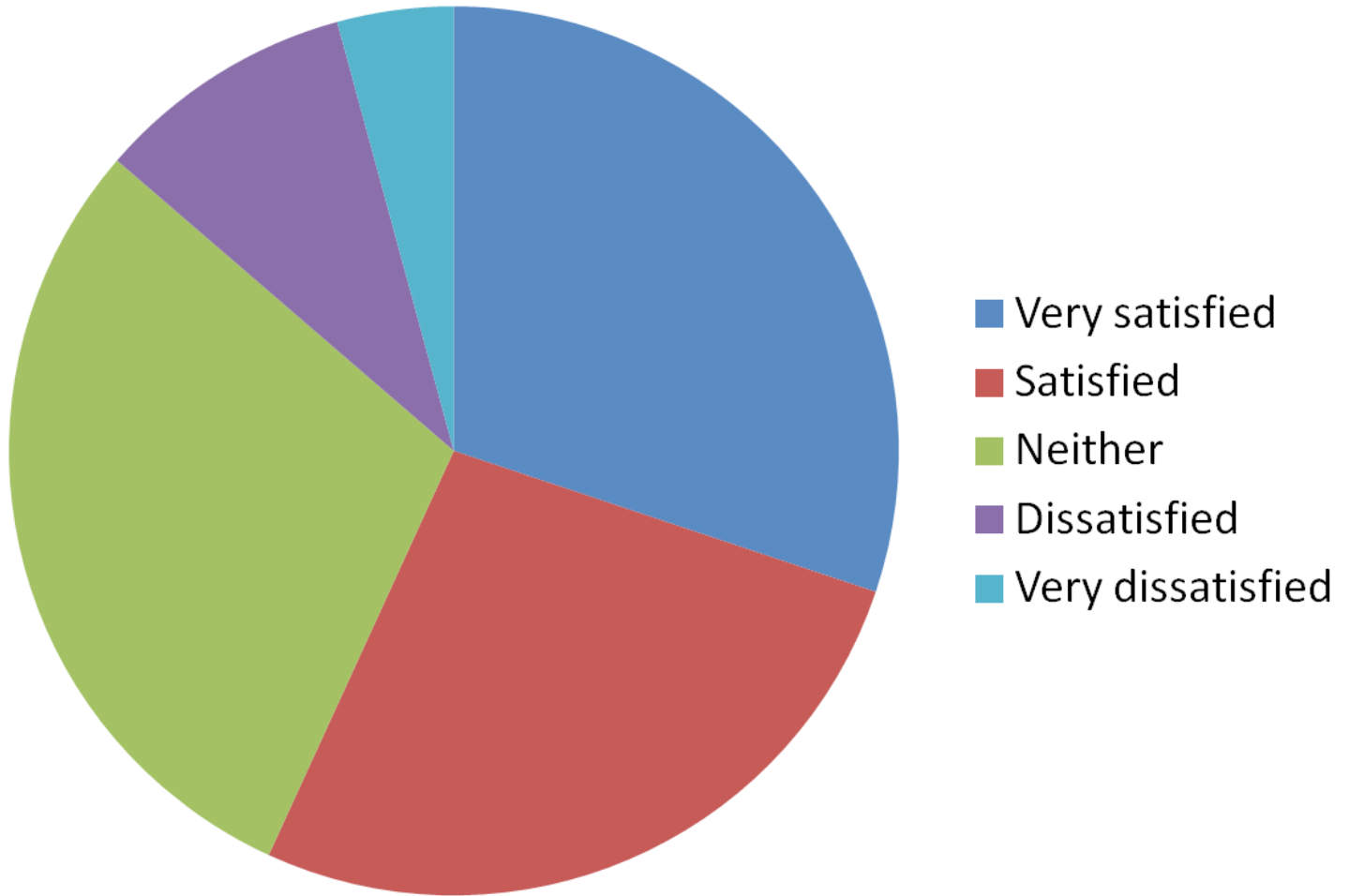
- Students' doctor appointments & errands: 91.63%
- Students' attendance: 86.36%
- Students' overall attitude: 85.74%
- Family time: 83.01%
- Personal time: 75.15%
- Work/school schedule issues: 69.63%
- Students' performance/grades: 69.01%
- Students' attention span: 66.74%
- Students' extracurricular activities: 66.53%
- Students' ability to complete homework: 63.53%
- Academic quality: 59.92%
- Students' discipline: 58.73%
- Students' supervision: 34.81%
- Students' safety: 31.51%
- Students' nutritional needs: 25.93%
- Cost of childcare: 17.36%

Teachers/school staff were asked to check all categories they feel the 4-day schedule has **NEGATIVELY** impacted. These are the results:

- Cost of childcare: 39.57%
- Students' nutritional needs: 32.33%
- Students' supervision: 10.54%
- Students' extracurricular activities: 6.82%
- Students' attention span: 6.56%
- Work/school schedule issues: 5.99%
- Students' discipline: 4.08%
- Academic quality: 3.98%
- Students' ability to complete homework: 3.93%
- Students' safety: 3.72%
- Students' performance/grades: 3.67%
- Students' overall attitude: 2.38%
- Personal time: 2.38%
- Students' attendance: 2.27%
- Family time: 2.17%
- Students' doctor appointments & errands: 1.60%

Parent Satisfaction: 5-Day Week Schedule

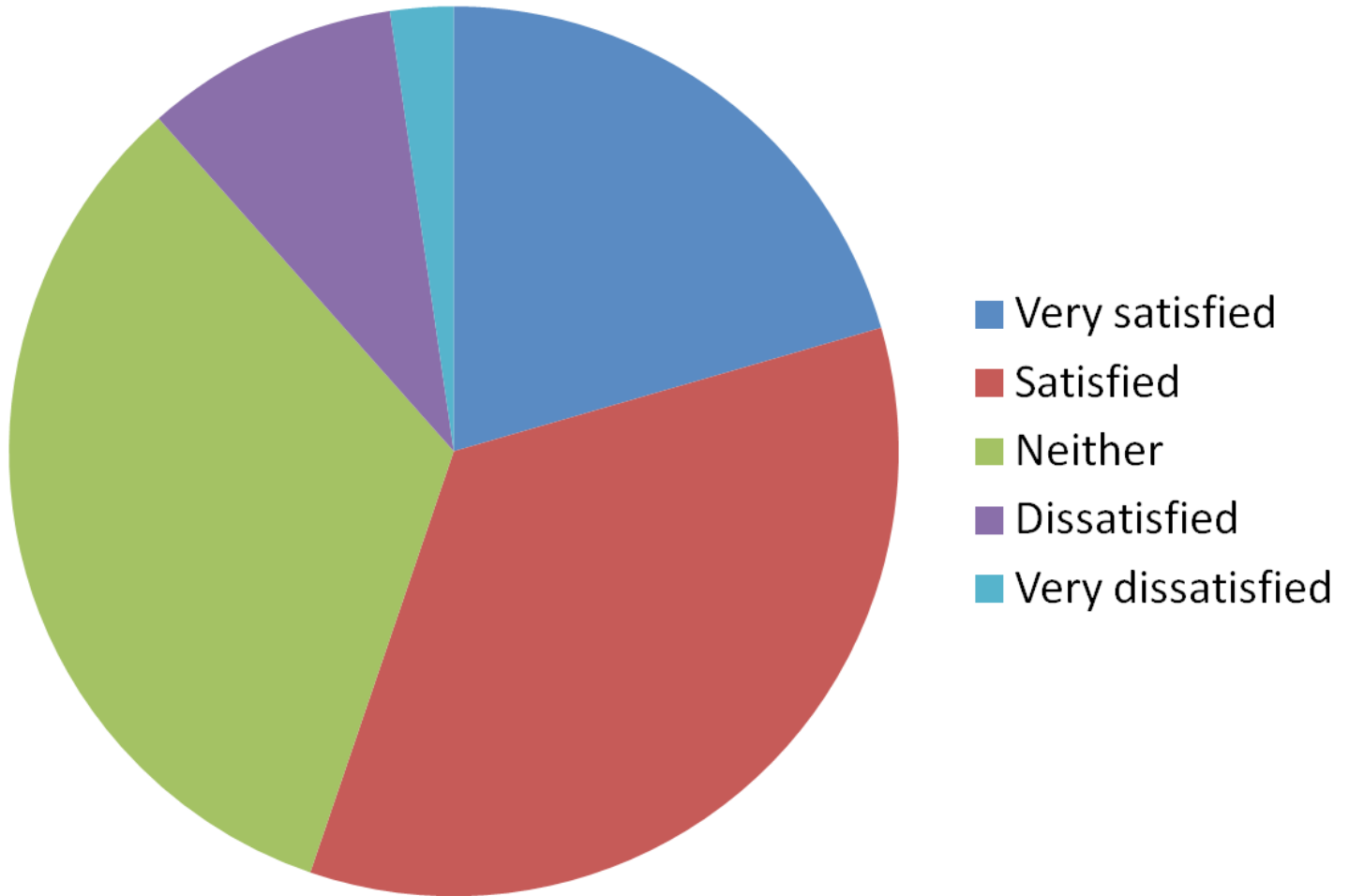
614 respondents - 5-day schedule



- **30.13%** of parents are **“very satisfied”** with the 5-day schedule.
- **26.71%** of parents are **“satisfied”** with the 5-day schedule.
- **29.48%** of parents are **“neither satisfied nor dissatisfied”** with the 5-day schedule.
- **9.45%** of parents are **“dissatisfied”** with the 5-day schedule.
- **4.23%** of parents are **“very dissatisfied”** with the 5-day schedule.

Teacher/School Staff Satisfaction: 5-Day Week Schedule

2,086 respondents - 5-day schedule

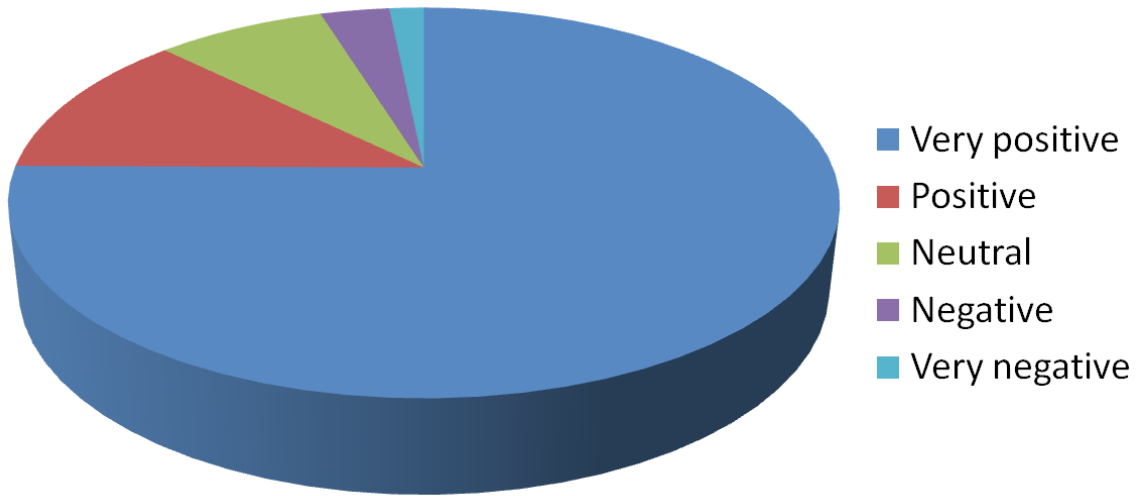


- **20.52%** of teachers/school staff are **“very satisfied”** with the 5-day schedule.
- **34.71%** of teachers/school staff are **“satisfied”** with the 5-day schedule.
- **32.22%** of teachers/school staff are **“neither satisfied nor dissatisfied”** with the 5-day schedule.
- **9.25%** of teachers/school staff are **“dissatisfied”** with the 5-day schedule.
- **2.30%** of teachers/school staff are **“very dissatisfied”** with the 5-day schedule.

Parents with child(ren) on a **5-day week schedule** were asked how a 4-day week schedule might affect their child(ren).

Parent: 4-Day Week Impact

614 respondents - 5-day schedule



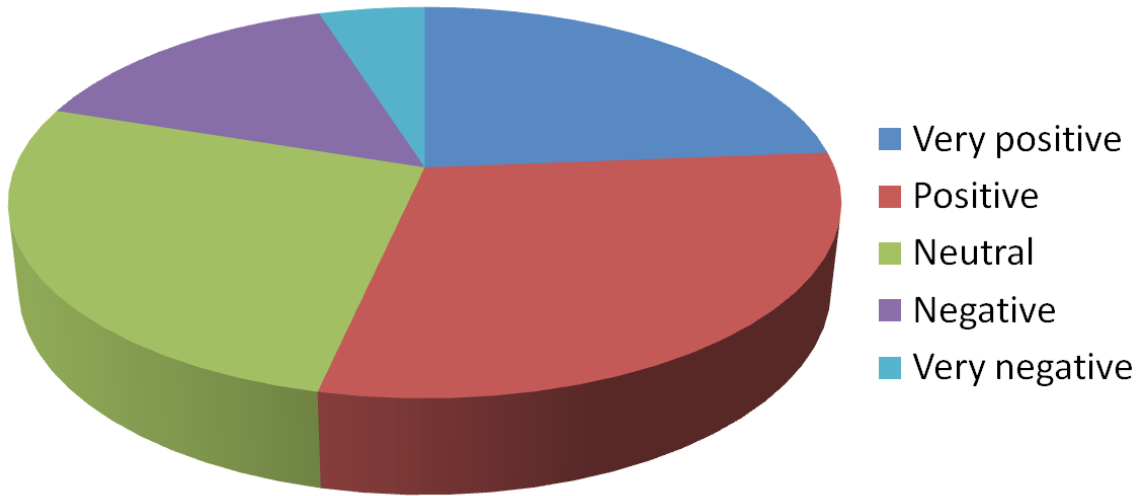
- **35.02%** of parents feel the 4-day schedule would have a **“very positive”** impact on their children.
- **20.52%** of parents feel the 4-day schedule would have a **“positive”** impact on their children.
- **21.82%** of parents feel the 4-day schedule would have a **“neutral”** impact on their children.
- **13.03%** of parents feel the 4-day schedule would have a **“negative”** impact on their children.
- **9.61%** of parents feel the 4-day schedule would have a **“very negative”** impact on their children.

- **63.52%** of parents **would support** the decision to change to a 4-day schedule.
- **23.78%** of parents **would not support** the decision to change to a 4-day schedule.
- **12.70%** of parents are **not sure** if they would support the decision.

Teachers/school staff whose schools are on a **5-day week schedule** were asked how a 4-day schedule might affect their students and/or school.

Teachers/School Staff: 4-Day Week Impact

2,086 respondents - 5-day schedule



- **23.73%** of teachers/school staff feel the 4-day schedule has a **“very positive”** impact on their students and/or school.
- **29.72%** of teachers/school staff feel the 4-day schedule has a **“positive”** impact on their students and/or school.
- **26.65%** of teachers/school staff feel the 4-day schedule has a **“neutral”** impact on their students and/or school.
- **15.00%** of teachers/school staff feel the 4-day schedule has a **“negative”** impact on their students and/or school.
- **4.89%** of teachers/school staff feel the 4-day schedule has a **“very negative”** impact of their students and/or school.

- **67.59%** of teachers/school staff **would support** the decision to change to a 4-day schedule.
- **17.16%** of teachers/school staff **would not support** the decision to change to a 4-day schedule.
- **15.24%** of teachers/school staff are **not sure** if they would support the decision.

Parents: Categories (Positive/Negative)

614 respondents - 5-day schedule

Parents were asked to check all categories they feel the 4-day schedule **would POSITIVELY** impact. These are the results:

- Student's doctor appointments & errands: 75.90%
- Family time: 63.52%
- Student's overall attitude: 58.14%
- Student's attendance: 51.63%
- Personal time: 51.14%
- Student's attention span: 45.77%
- Student's extracurricular activities: 42.18%
- Student's performance/grades: 39.41%
- Work/school schedule issues: 35.50%
- Student's ability to complete homework: 33.88%
- Academic quality: 26.55%
- Student's discipline: 21.50%
- Student's supervision: 10.42%
- Student's safety: 10.42%
- Student's nutritional needs: 9.28%
- Cost of childcare: 6.35%

Parents were asked to check all categories they feel the 4-day schedule **would NEGATIVELY** impact. These are the results:

- Cost of childcare: 48.70%
- Student's nutritional needs: 36.81%
- Student's supervision: 35.18%
- Work/school schedule issues: 26.38%
- Academic quality: 21.17%
- Student's safety: 18.73%
- Student's performance/grades: 17.92%
- Student's attention span: 16.94%
- Student's extracurricular activities: 14.50%
- Student's ability to complete homework: 14.01%
- Student's discipline: 14.01%
- Student's overall attitude: 11.40%
- Student's attendance: 8.47%
- Personal time: 5.86%
- Family time: 3.75%
- Student's doctor appointments & errands: 2.77%

Teachers/School Staff: Categories (Positive/Negative)

2,086 respondents - 5-day schedule

Teachers/school staff were asked to check all categories they feel the 4-day schedule **would POSITIVELY** impact. These are the results:

- Students' doctor appointments & errands: 82.02%
- Students' attendance: 71.00%
- Students' overall attitude: 64.48%
- Family time: 59.06%
- Personal time: 56.38%
- Work/school schedule issues: 48.85%
- Students' extracurricular activities: 47.27%
- Students' attention span: 45.49%
- Students' performance/grades: 37.44%
- Students' discipline: 35.91
- Students' ability to complete homework: 32.50%
- Academic quality: 28.48%
- Students' supervision: 9.68%
- Cost of childcare: 8.05%
- Students' safety: 7.72%
- Students' nutritional needs: 3.74%

Teachers/school staff were asked to check all categories they feel the 4-day schedule **would NEGATIVELY** impact. These are the results:

- Students' nutritional needs: 72.15%
- Cost of childcare: 66.73%
- Students' supervision: 49.47%
- Students' safety: 28.62%
- Work/school schedule issues: 19.89%
- Academic quality: 18.36%
- Students' performance/grades: 15.10%
- Students' extracurricular activities: 13.28%
- Students' attention span: 13.23%
- Students' discipline: 11.74%
- Students' ability to complete homework: 10.83%
- Students' overall attitude: 6.23%
- Students' attendance: 5.85%
- Family time: 3.02%
- Personal time: 3.02%
- Students' doctor appointments & errands: 1.63%



School Week Schedule **Survey Results**

Thank you for reading!

To learn more about
Professional Oklahoma Educators, visit us at
www.professionalloklahomaeducators.org.
If you have any questions, please email us at
communications@apoe.org.